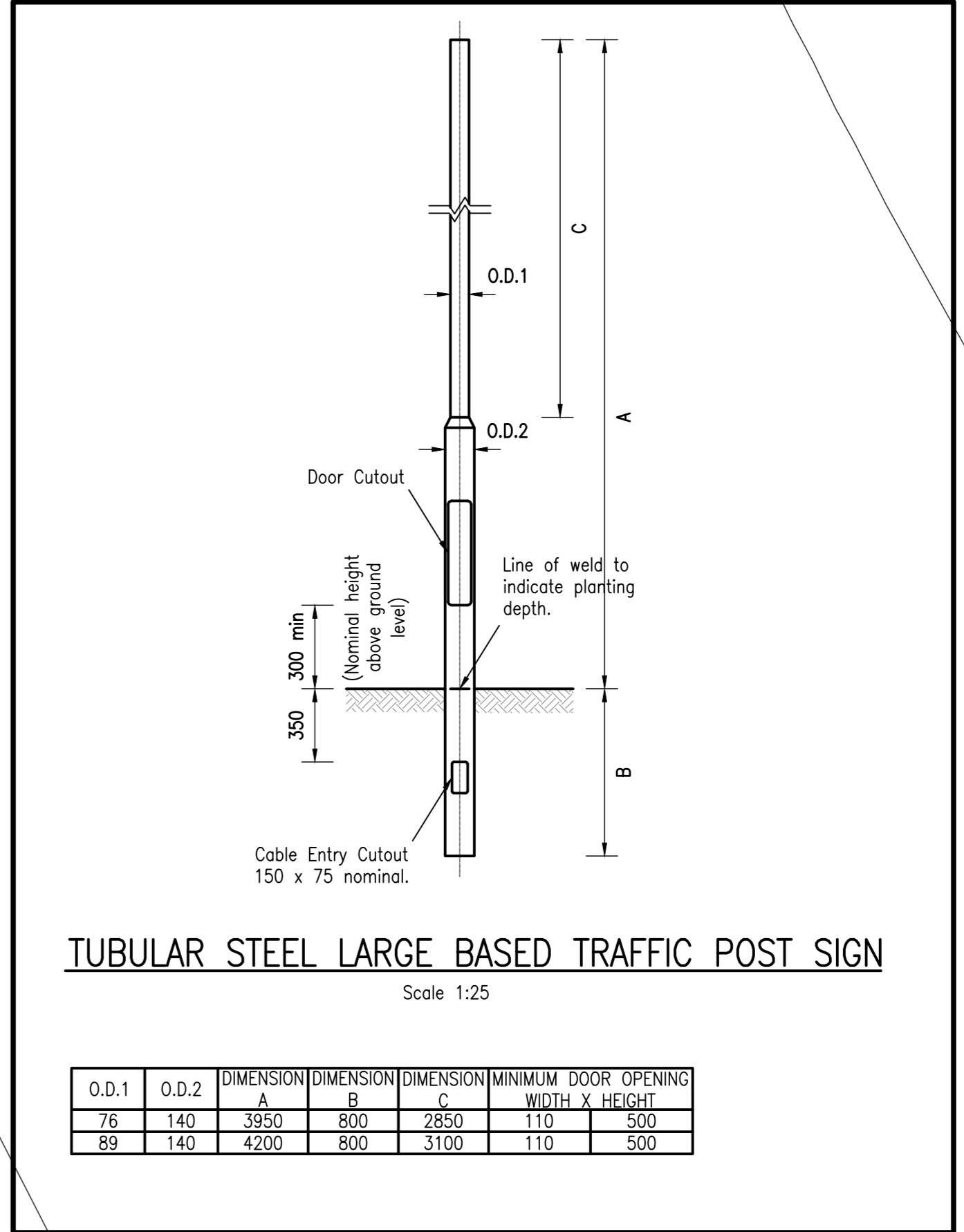
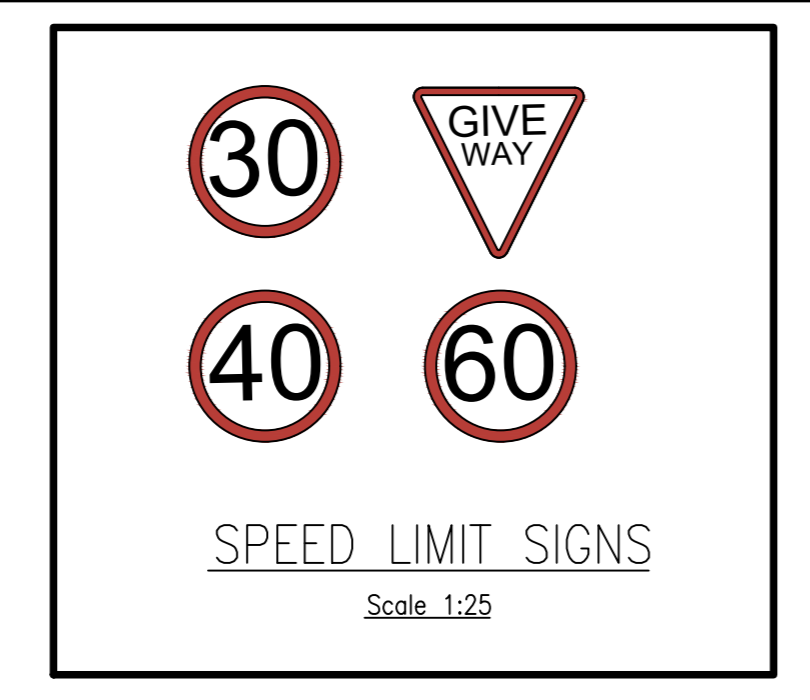
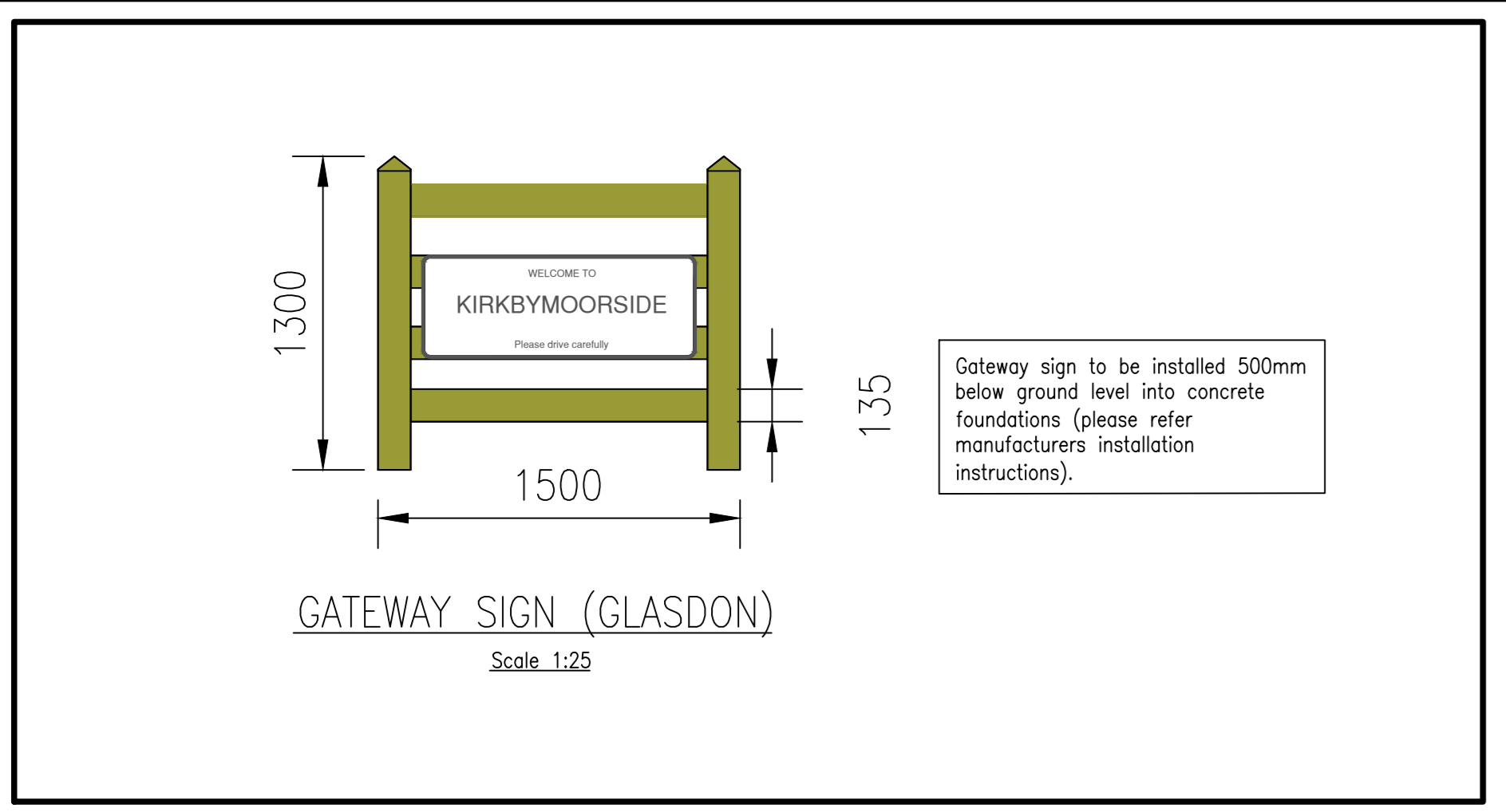


INFORMATION WITHIN THIS DRAWING IS NOT NECESSARILY PRODUCED TO SCALE
 ALWAYS USE FIGURED DIMENSIONS AND CO-ORDINATES - IF IN DOUBT, ASK
 NOTES



O.D.1	O.D.2	DIMENSION A	DIMENSION B	DIMENSION C	MINIMUM DOOR OPENING
76	140	3950	800	2850	110 x 500
89	140	4200	800	3100	110 x 500

REV	DESCRIPTION	SIG	CHK	DATE
H	Bus stop lining added as per NYCC comments	TB	CH	15.12.20
G	Traffic post sign detail added as per NYCC comments	TB	CH	05.11.20
F	Sign details and lane width table added	TB	CH	28.09.20
E	Welcome to Kirkbymoorside sign added and gateway colour updated	TB	CH	02.07.20
D	Updated in line with drawing 20123TR002	TB	CH	10.06.20
C	Lining diagrams amended and signs added as per RSA and client comments	TB	CH	04.02.20
B	Lining diagrams amended and signs added as per RSA	TB	CH	28.01.20
A	First Issue			



CD123 Geometric design for at-grade priority and signal controlled junctions

PARA	Requirement	Proposed Junction
6.1.1	Central treatments for SLD and ghost islands, on single carriageways, should be developed to their maximum width using the tapers shown in Table 6.1.1. (1 in 20m for design speed 70kph)	1 in 20m tapers used to form ghost island maximum width 3.0m
6.4	The turning length shall be a minimum of 10 metres	10m turning length provided
6.6	For right turning lanes, the direct taper length and the minimum deceleration length shall be provided in accordance with Table 5.22. (40m inclusive of 15m direct taper for design speed 70kph of gradients between 0 and 4%)	40m deceleration length provided
6.8	At ghost island junctions on roads other than WS2+1 roads, the through lane widths in each direction shall be a minimum of 3.0 metres and a maximum of 3.65 metres wide, exclusive of hard strips.	3.0m wide through lanes provided
6.10	The width of the right turning lanes for new junctions, excluding WS2+1, shall be a minimum of 3.0 metres.	3.0m wide right turn lane provided

COUNTRYSIDE PROPERTIES

KIRKBYMOORSIDE

SECTION 278
LINE AND SIGN

Eastwood & Partners
 CONSULTING ENGINEERS
 St. Andrew's House
 23 Kingfield Road
 Sheffield
 S11 9AS
 Tel: 0114 255 4554
 Fax: 0114 255 4330
 email: eastwoodandpartners.com
 www.eastwoodandpartners.com

SCALE WHEN PLOTTED AT A0
1:500

DRAWING STATUS
PRELIMINARY

DRAWN	CHECKED	DATE	DRAWING NUMBER	REV
TB	CH	18.11.19	44540/007	H